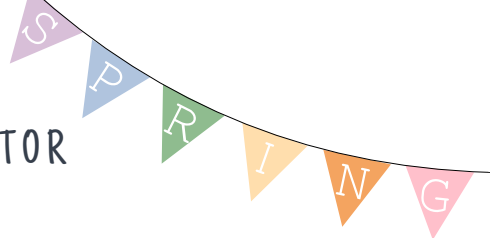


HANA ŠKRLEC, PROF. REHABILITATOR




PROLJEĆE

RADNI LISTOVI



DRAGA DJECO I RODITELJI,



PRED VAMA SE NALAZI PROLJETNA VJEŽBENICA S RAZLIČITIM ZADACIMA I PRIGODNIM PROLJETNIM CRTEŽIMA.

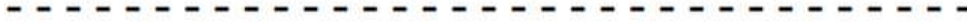
ZADACI SU ZABAVNO EDUKATIVNOG KARAKTERA I VJERUJEM DA ĆETE SE LIJEPO ZABAVITI RIJEŠAVAJUĆI IH.

DJECO, UKOLIKO NEKE ZADATKE NE MOŽETE SAMI RIJEŠITI, ZAMOLITE VAŠE RODITELJE ILI BRAĆU I SESTRE DA VAM POMOGNU.

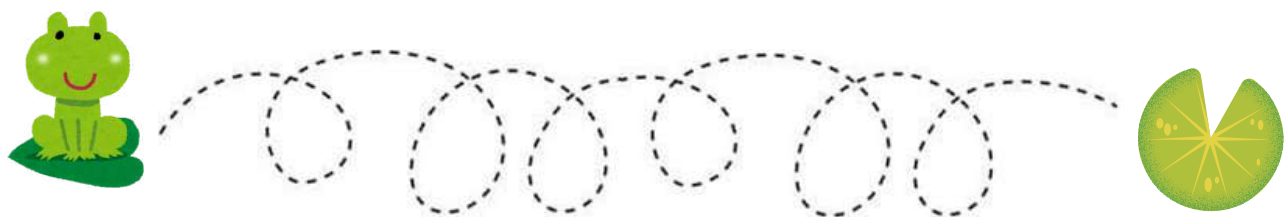

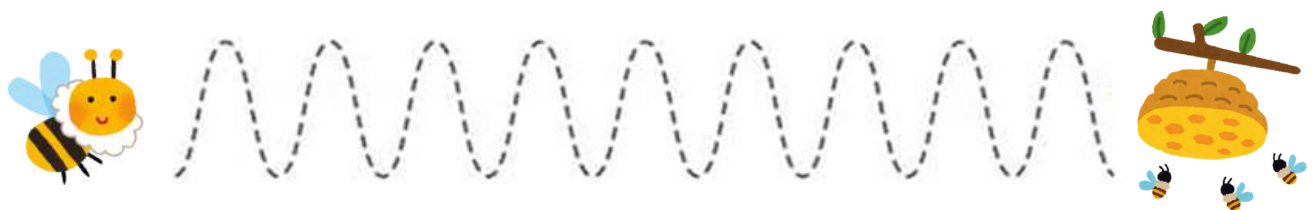
SVIMA ZAJEDNO ŽELIM UGODNU ZABAVU!



VIDNO MOTORNA KOORDINACIJA
I MOGUĆNOST SLIJEDA.
POVLAČI CRTU S LIJEVE
NA DESNU STRANU.



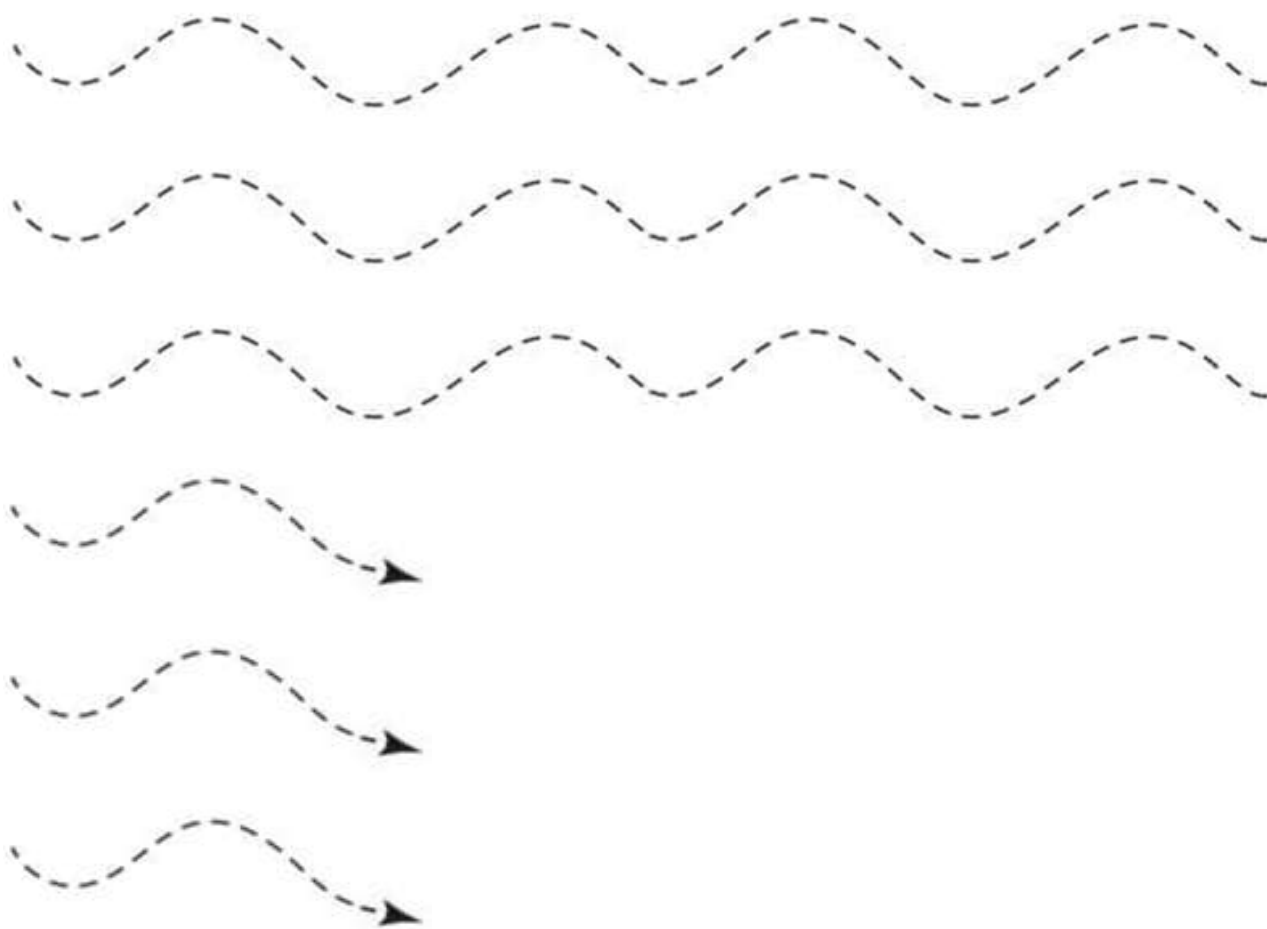

VIDNO MOTORNA KOORDINACIJA
I MOGUĆNOST SLIJEDA.
POVLAČI CRTU S LIJEVE
NA DESNU STRANU.




NASTAVI CRTATI.
POVLAČI LINIJE ODOZGO PREMA DOLJE.



NASTAVI CRTATI.
POVLAČI LINIJE S LIJEVE NA DESNU STRANU.




VIDNO MOTORNA KOORDINACIJA
I MOGUĆNOST SLIJEDA.
POVLAČI CRTU BEZ PODIZANJA OLOVKE S PAPIRA
OD PČELE DO KOŠNICE.




LABIRINT


MOŽEŠ LI POMOČI PČELICI DA PRONAĐE PUT
DO PRIJATELJA MEDVJEDIČA




LABIRINT
POMOZI PILIČU DA PRONAĐE PUT
DO SVOJE OBITELJI.



SVAKO DIJETE JE OBOJALO JEDNU PISANICU.
MOŽEŠ LI ODGONETNUTI TKO JE OBOJAO
KOJU PISANICU?


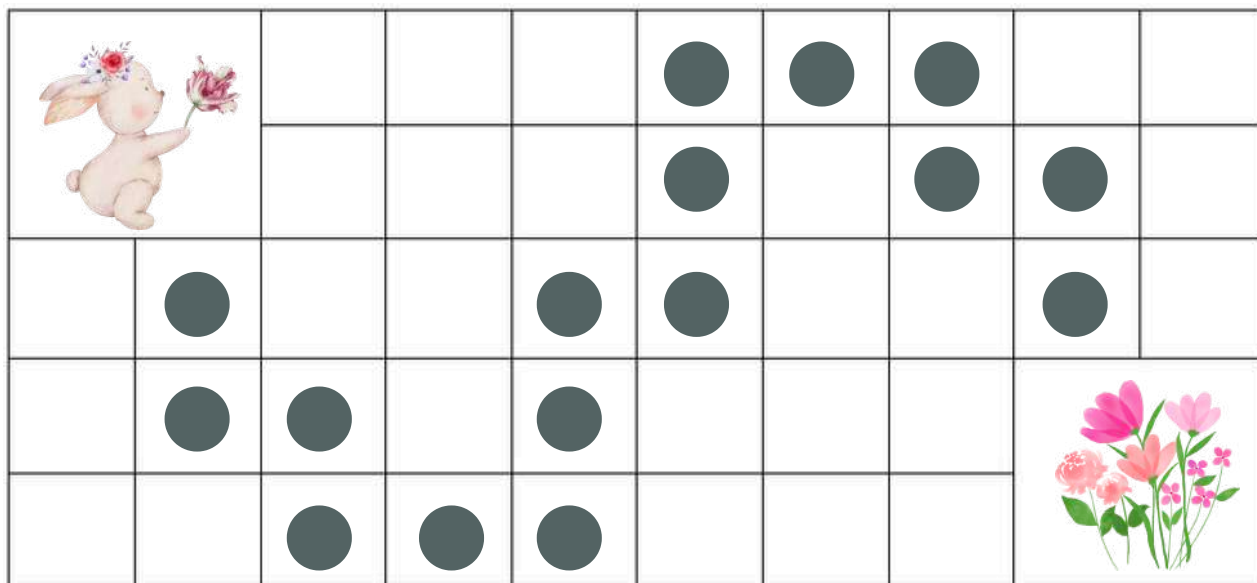


KOJIM PUTEM TREBA KRENUTI DJEVOJČICA
KAKO BI DOŠLA DO KOŠARE?








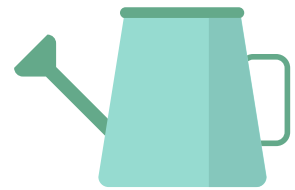
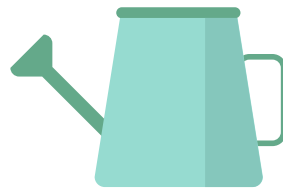
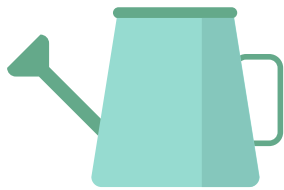



CRTANJE PO ZADANOM PREDLOŠKU



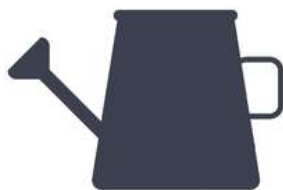






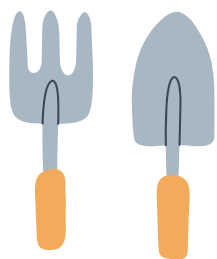
POKUŠAJ I TI NACRTATI KRUŽIĆE ISTIM SLIJEDOM,
OD ZECA DO CVIJEĆA, KAO ŠTO SU NACRTANI
NA GORNJEM CRTEŽU.



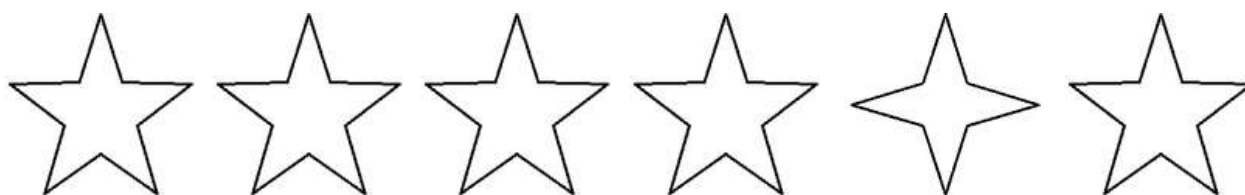


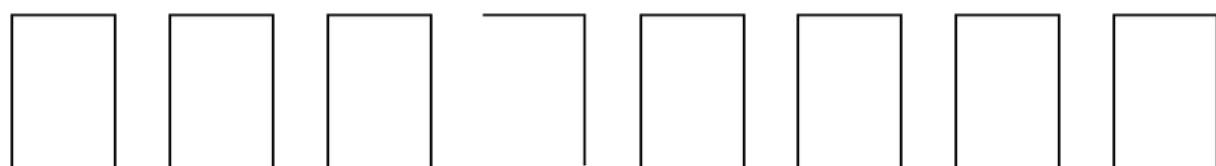
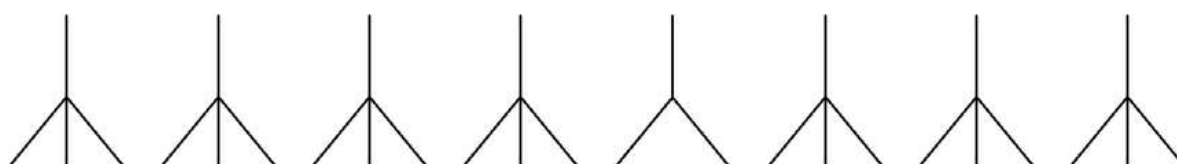
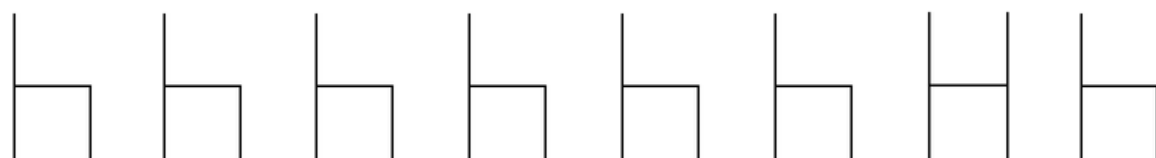

U SVAKOM REDU ZAOKRUŽI ONO
ŠTO JE DRUGAČIJE.














SVAKOM CRTEŽU PRONAĐI
NJEVOU PRAVU SJENU.



U SVAKOM REDU ZAOKRUŽI LIK
KOJI JE DRUGAČIJI.










SPOJI ISTE CRTEŽE.





SVAKOM CVIJETU PRONAĐI
NJEVOVU DRUGU POLOVICU.






POVEŽI ISTE SJENE.



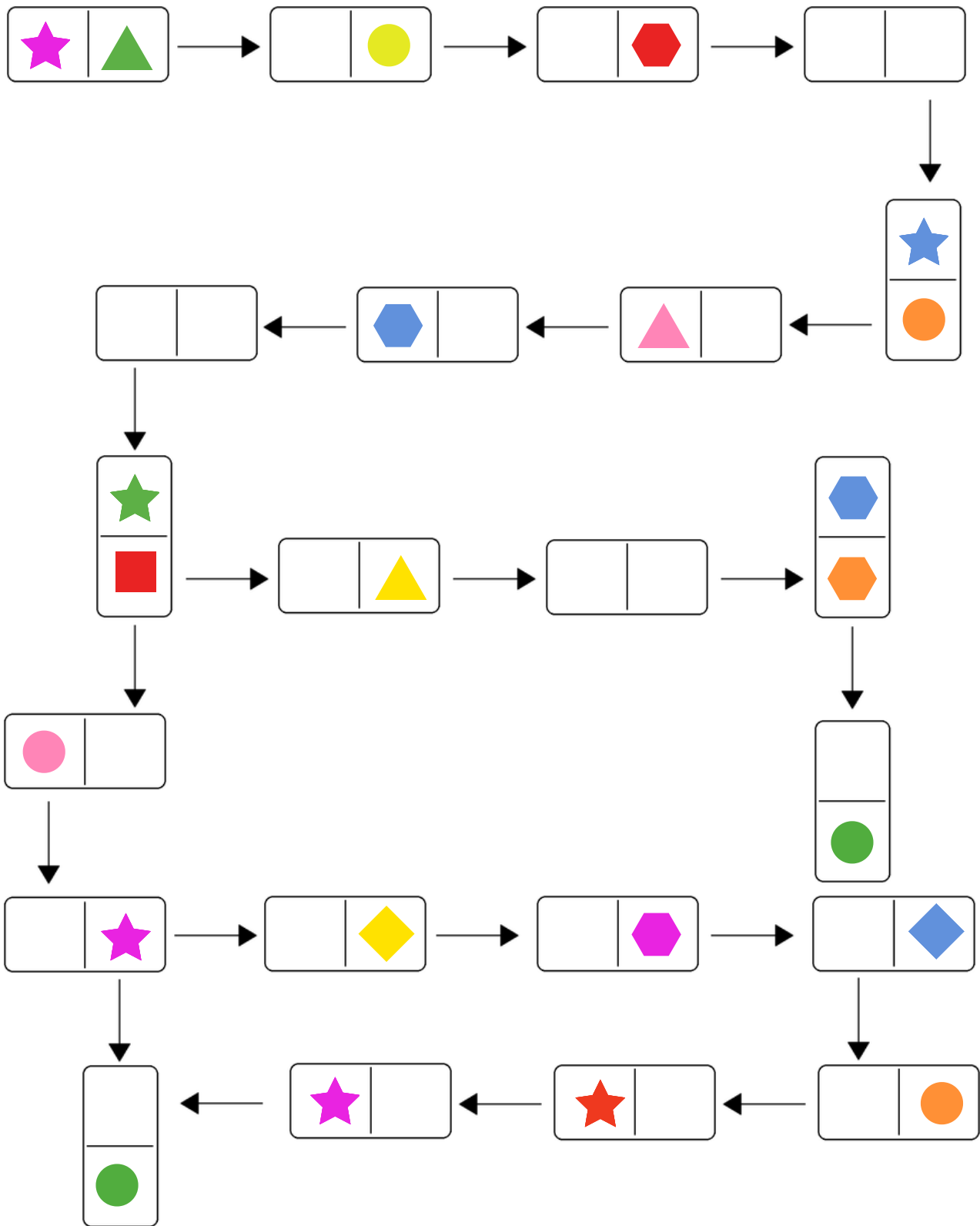
SPOJI CRTOM JEDNAKE PISANICE.




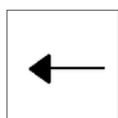
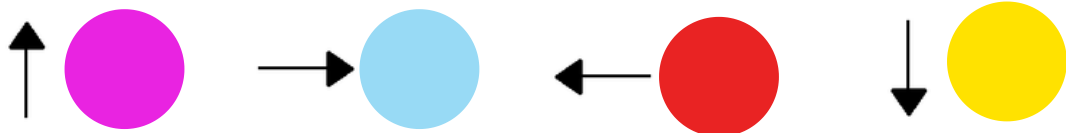
NASTAVI NIZ.
ZAKRUŽI ŠTO SLIJEDI.





DOVRŠI DOMINO.
PAZI NA OBLIK I BOJU.



DOBRO POGLEDAJ U KOJEM SMJERU
JE OKRENUTA STRELICA.
PRATEĆI BOJE NACRTAJ STRELICE.




UOKVIRI PILIČE KAKO JE ZADANO.



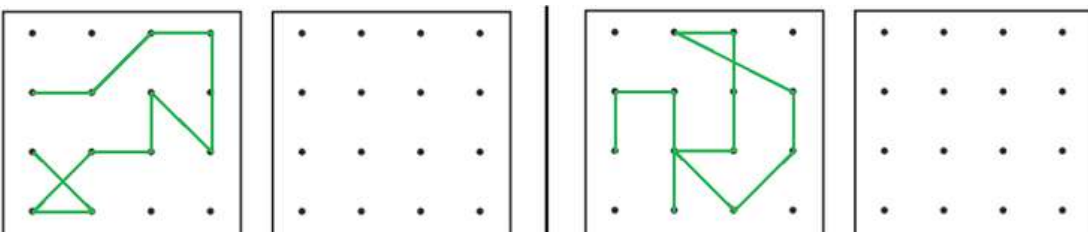
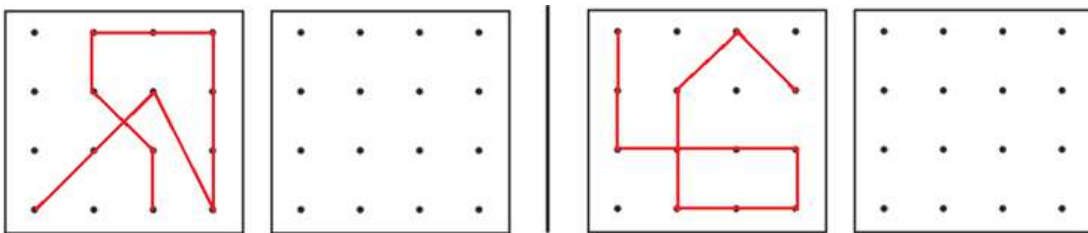
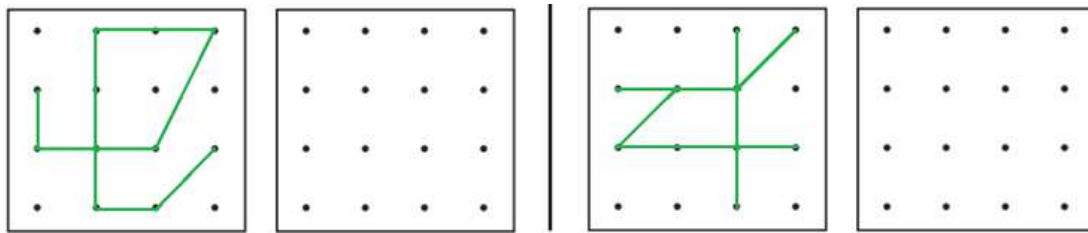
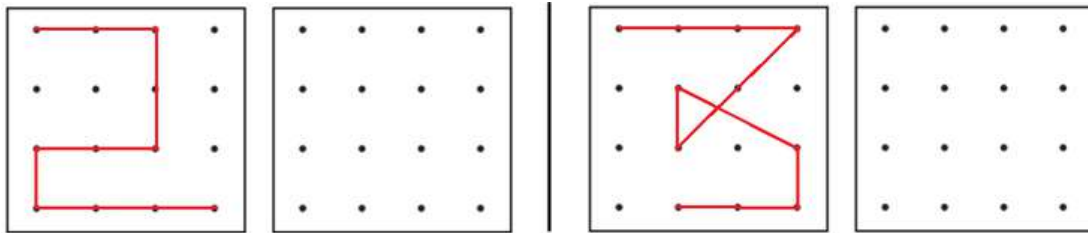
NACRTAJ PREMA UPUTAMA.

- 1.SUNCE IZNAD STABLA.
- 2.CVIJET ISPOD STABLA.
- 3.PTICU LIJEVO OD STABLA.
- 4.LEPTIRA IZNAD CVIJETA.
- 5.GRM DESNO OD STABLA.
- 6.PUŽA POKRAJ CVIJETA.
- 7.OBLAK DESNO OD SUNCA.



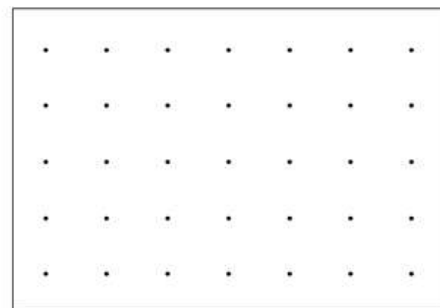
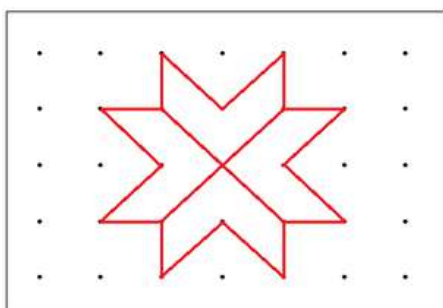

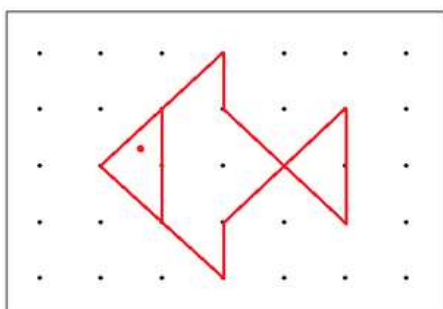



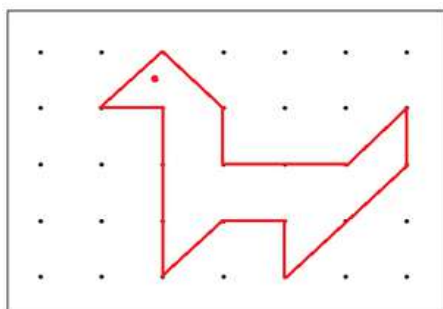
CRTANJE PO ZADANOM PREDLOŠKU

PRECRTAJ LIK S LIJEVE STRANE
NA DESNU STRANU.




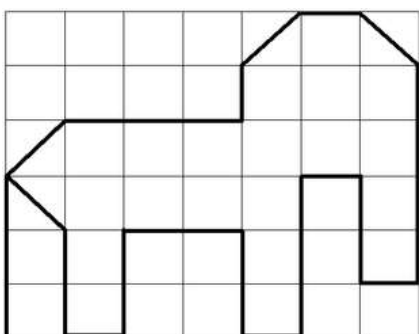
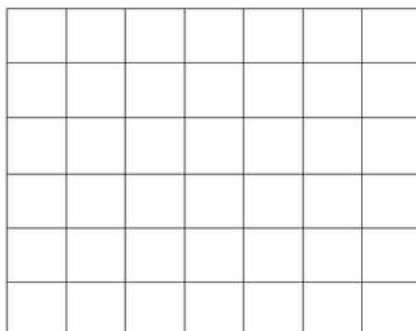
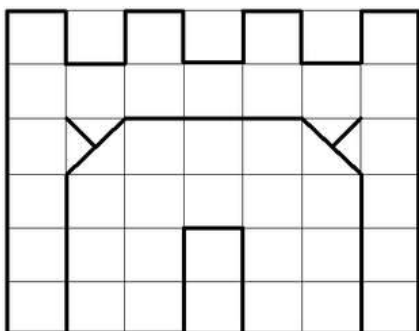

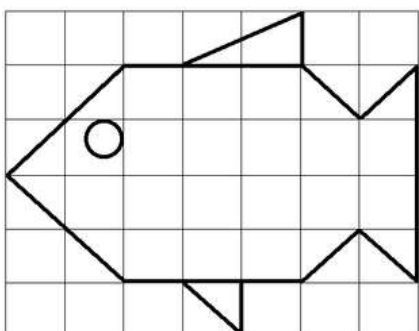

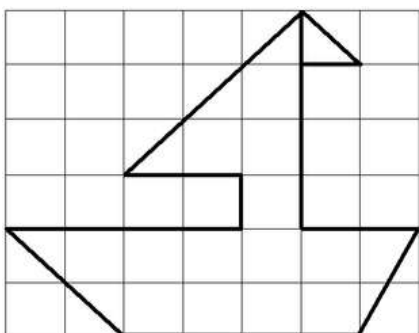
CRTANJE PO ZADANOM PREDLOŠKU

PRECRTAJ LIK S LIJEVE STRANE
NA DESNU STRANU.



CRTANJE PO ZADANOM PREDLOŠKU

PRECRTAJ LIK S LIJEVE STRANE
NA DESNU STRANU.

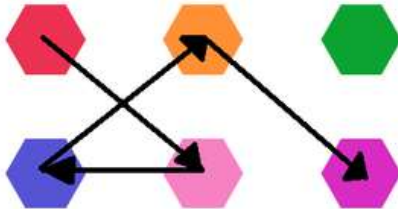


SPOJI LIKOVE TAKO DA PRATIŠ
BOJE I REDOSLIJED.




1	2	3	4	5	6


1 → 4 → 2 → 3 → 6




6 → 1 → 2 → 4 → 5




5 → 4 → 1 → 2 → 3



3 → 6 → 5 → 2 → 4

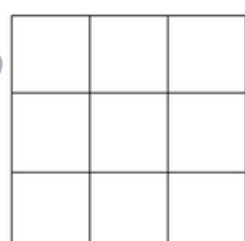
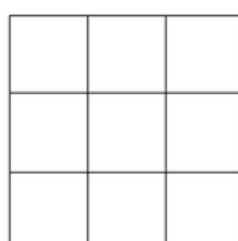
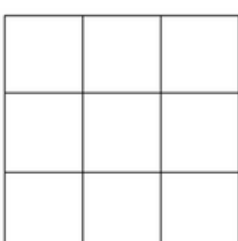
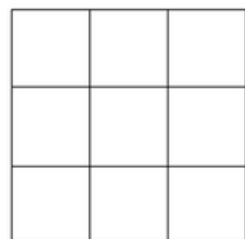
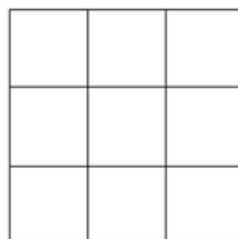
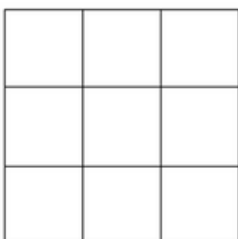
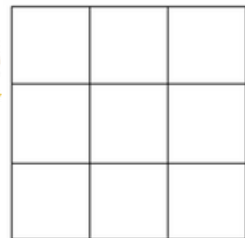
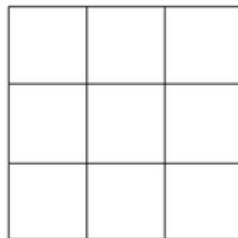
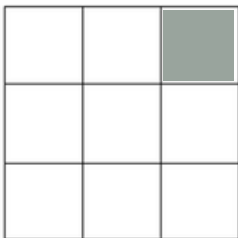


2 → 1 → 4 → 3 → 6



















PROLJETNI SUDOKU.

OBOJI POLJE U KOJEM SE NALAZI ZADANI CRTEŽ.



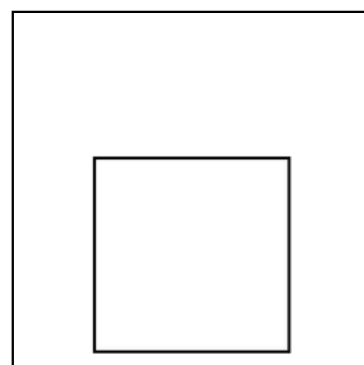
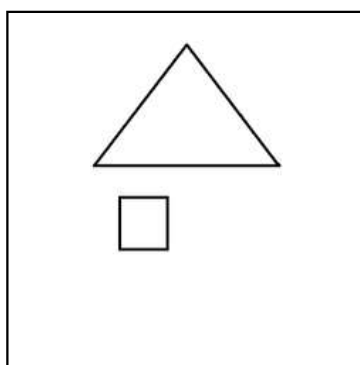
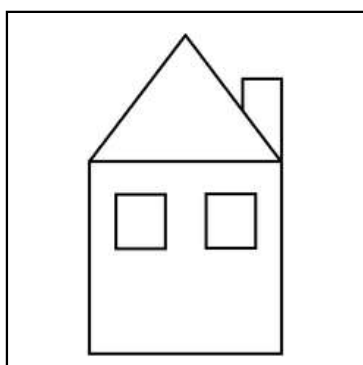
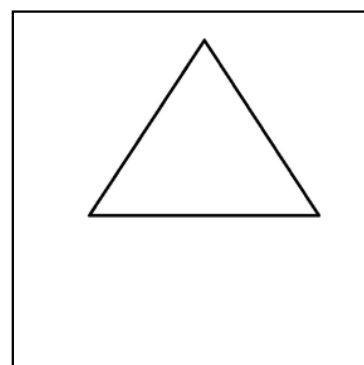
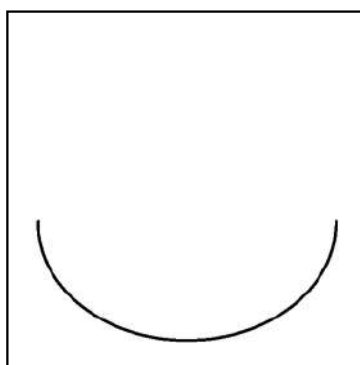
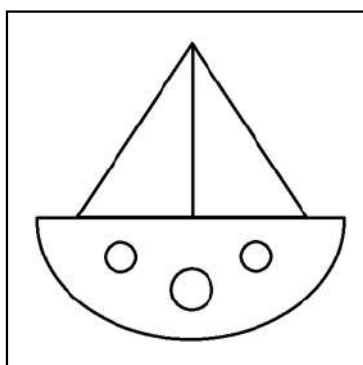

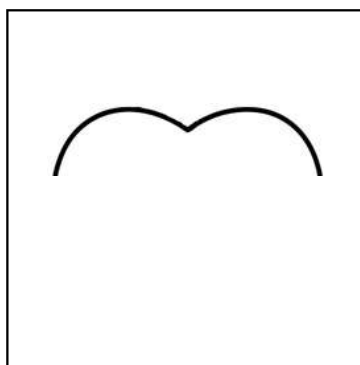

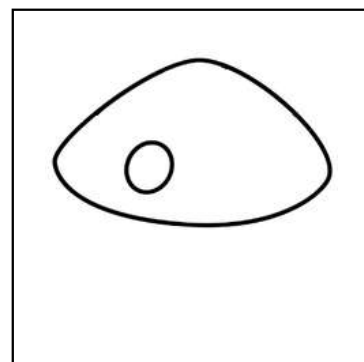
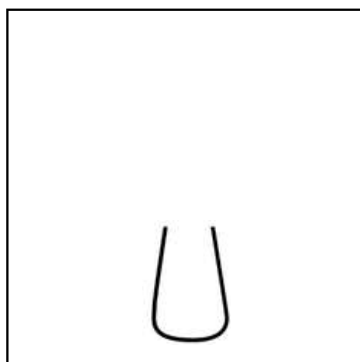

PAŽLJIVO POGLEDAJ REDOVE I STUPCE.
 NACRTAJ ONAJ GEOMETRIJSKI LIK KOJI
 ODGOVARA ZADANOM BROJU I SLOVU.

	A	B	C	D	E
1					
2					
3					

2 A	
1 B	
3 A	
3 B	

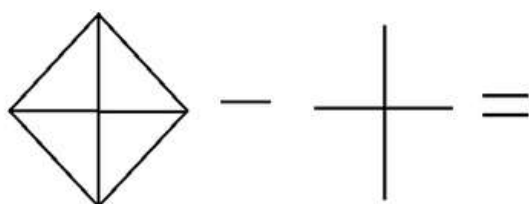
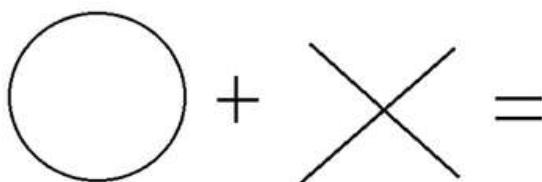

3 C	
2 D	
1 E	
2 C	

U SVAKOM REDU DOVRŠI CRTEŽ KOJI
SE NALAZI U PRVOM POLJU.



DODAJ ILI ODUZMI.

PAŽLJIVO POGLEDAJ CRTEŽE, UKOLIKO JE ZNAK PLUS, DVA CRTEŽA TREBAŠ SPOJITI U JEDAN. UKOLIKO JE MINUS, OD PRVOG LIKA TREBAŠ NEŠTO ODUZETI.






MOŽEŠ LI PRONAČI ZADANE PREDMETE
I ŽIVOTINJE?
KAD IH PRONADEŠ, ZAOKRUŽI IH.






ZAOKRUŽI CRTEŽE KOJI TE PODSJEĆAJU
NA PROLJEĆE.



SIJANJE BILJKE.
BROJEVIMA OD 1 DO 5 OZNAČI REDOSLIJED .



ZA RADOVE U VRTU JE POTREBAN ALAT.
SPOJI NAZIV ALATKE S ODGOVARAJUĆIM CRTEŽOM.



KANTA
ZA ZALIJEVANJE

LOPATA

GRABLJE

SRP

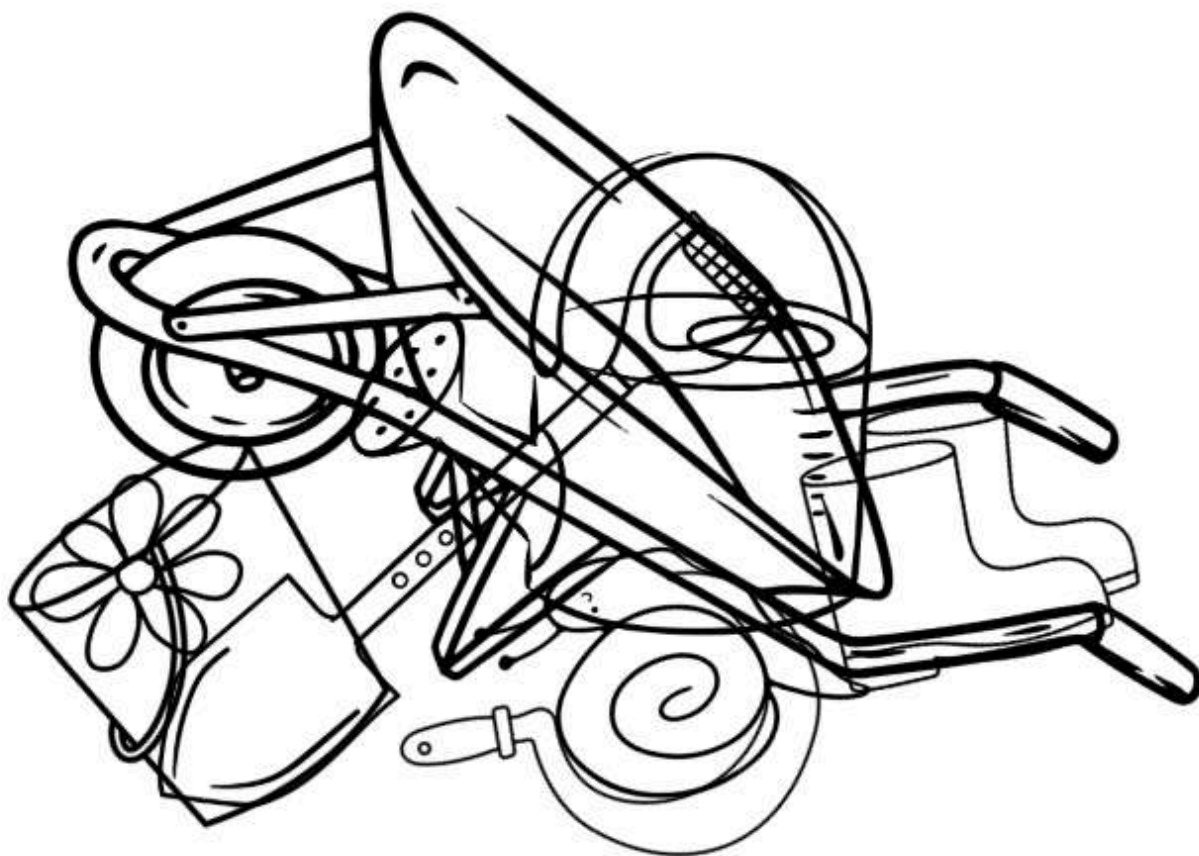
ŠKARE

VILE

MOTIKA











MEĐU DONJIM CRTEŽIMA ZAOKRUŽI ONE
KOJI SE NALAZE SKRIVENI U GORNJEM CRTEŽU.



PRONADI I PREBROJI
KOLIKO ČEGA IMA.



PRONADI 10 RAZLIKA.



Izvor: <https://www.vecteezy.com>
<https://www.pinterest.com/>

IMENUJ ŠTO VIDIŠ NA CRTEŽU.
SPOJI CRTEŽ SA SLOVOM
NA KOJE POČINJE TA RIJEČ.



Z

R

P

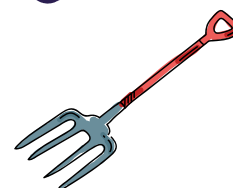


B

C

S

K

IMENUJ ŠTO VIDIŠ NA CRTEŽU S LIJEVE STRANE.
KOJI GLAS ČUJEŠ NA KRAJU TE RIJEČI?
SPOJI TAJ CRTEŽ S CRTEŽOM S DESNE STRANE
KOJI POČINJE GLASOM KOJIM JE ZAVRŠILA RIJEČ.



OBOJI KRUŽIČ ISPOD CRTEŽA
NA MJESTU GDJE SE NALAZI ODREĐENI GLAS.
ZADANI GLAS SE MOŽE NALAZITI NA POČETKU RIJEČI,
U SREDINI ILI NA KRAJU.

P



○ ○ ○




○ ○ ○



○ ○ ○

N



○ ○ ○



○ ○ ○



○ ○ ○

R



○ ○ ○



○ ○ ○



○ ○ ○

S



○ ○ ○






○ ○ ○




○ ○ ○

U SVAKOM REDU ZAOKRUŽI CRTEŽ
U ČIJEM NAZIVU ČUJEŠ ZADANO
SLOVO / GLAS.




ŠTO VIDIŠ NA CRTEŽU?
SLOVKAJ RIJEČ GLAS PO GLAS,
PREBROJI GLASOVE I OZNAČI KOLIKO IH IMA.



3

4


5



6

5


4



7

6


8



7

5


9



5

8


6



7

9


8



7

6


8



4

6

5



6

7

5

SPOJI POČETNI SLOG RIJEČI
S CRTEŽOM.

BU



KI



PI



RU



LO



PA



PROLJETNA KRIŽALJKA

SRP

LOPATA

RUKAVICE

OBLAK

KANTA

PUŽ

RUŽA



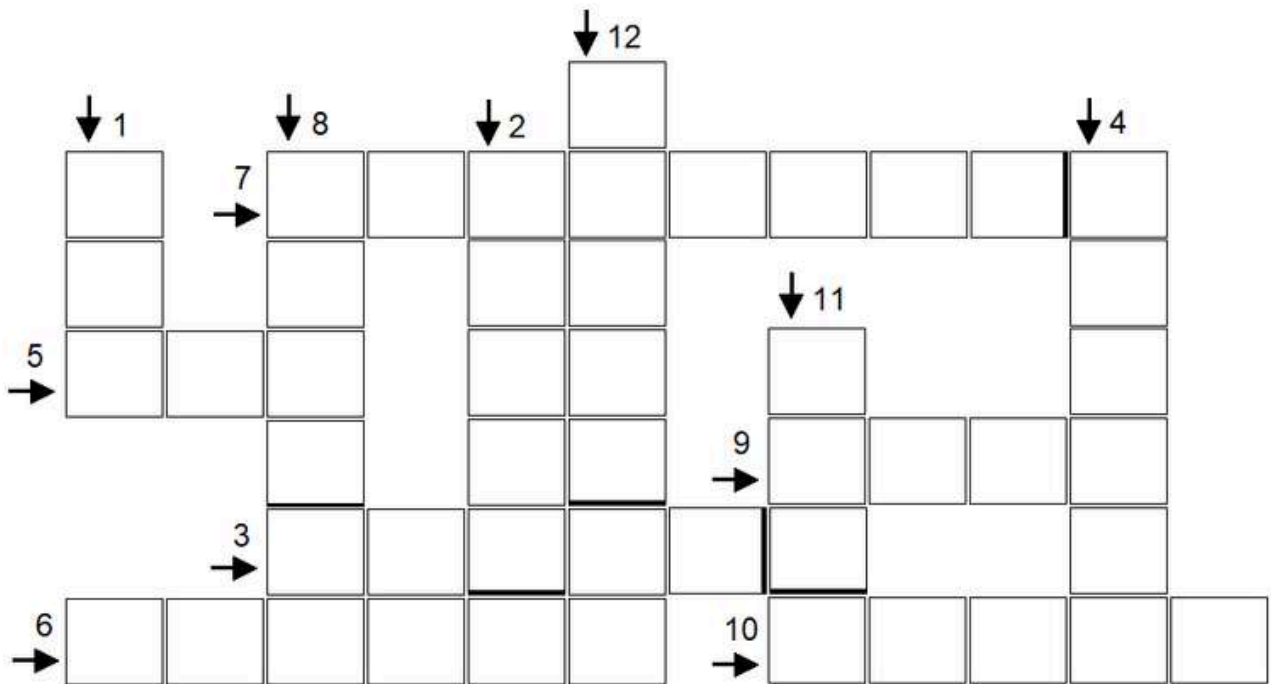
GRM

ŠKARE

GRABLJE

RODA

TAČKE



PROLJETNA OSMOSMJERKA
PRONAĐI RIJEČI.



CRV

LASTAVICA

PISANICA

SUNCE

CVIJET

LOPATA

PTICA

USKRS

JAJE

OSA

PUŽ

VRT

KIŠA

PČELA

RODA

KOŠARA

PILE

SRP




H	P	Č	E	L	A	P	E	A
P	I	A	L	T	R	T	C	Š
U	S	K	R	S	U	I	V	I
Ž	A	V	E	O	V	C	I	K
U	N	L	V	A	D	A	J	O
M	I	R	T	Z	Ć	A	E	Š
P	C	S	U	N	C	E	T	A
J	A	J	E	O	S	A	G	R
L	O	P	A	T	A	B	S	A

SPOJI RIJEČ I CRTEŽ.

PČELA



KANTA



ČIZME

KIŠA



TAČKE



OBLAK



CVIJET



DUGA

KIŠOBRAN

BUBAMARA



RUKAVICE



PROČITAJ RIJEČ I UPIŠI ZADANI BROJ
U PRAVI KRUG.



1 PUŽ

2 KANTA

3 SRP

4 TAČKE

5 PČELA

6 LOPATA

7 DRVO

8 LEPTIR

9 BUBAMARA

10 KIŠA

11 KIŠOBRAN

12 ZEC

13 PISANICA

14 VISIBABA


15 RODA

U SVAKOJ RIJEČI JE NAPISANO SLOVO
KOJE TU NE PRIPADA.
PRONAĐI TO SLOVO I ZAOKRUŽI GA.

PILAE



KOLTAČ



PČELAR



LOPATA



PRATKA



DRUGA



ŽARBA



NAPIŠI SLOVA KOJA NEDOSTAJU.



EC




PU



SUN E



O A



PI NI



KO A A



KAVI E



UBA RA

NA PRAZNA MJESTA UPIŠI DRUGAČIJE SLOVO
KAKO BI DOBIO NOVU RIJEČ.

K A T

K _ T

K _ T

K O S A

K O _ A

K O _ A

ABC

K O K O S

K O K O _



K R A J

K R A _

K R A _

K O L A Č

K O _ A Č

U KVADRATIĆE UPIŠI RIJEČI.
PAZI NA BROJ SLOVA U RIJEČIMA.

OBLAK

LOPATA

ŠUMA

CVIJEĆE


ZEC

BUBAMARA





IMENUJ ŠTO VIDIŠ NA CRTEŽU I NAPIŠI
POČETNO SLOVO TE RIJEČI.
NACRTAJ RJEŠENJE.



PROČITAJ REČENICE (UKOLIKO DIJETE
NE ZNA ČITATI, RODITELJ MU PROČITA).
POTREBNO JE ZAOKRUŽITI CRTEŽ
KOJI POVEZUJEMO S REČENICOM.

U PROLJEĆE RASTU VISIBABE.



SADIMO CVIJEĆE.



VRAĆAJU SE RODE I LASTAVICE.




IMA SVE VIŠE SUNCA.



U VRTU SADIMO I SIJEMO.



RIJEŠI REBUS I
NAPIŠI RJEŠENJA.



NJAK



INJAC

KOM





N



AFA

PROČITAJ DIJELOVE RIJEČI.
MOŽEŠ LI POGODITI ŠTO JE REČENO?
SPOJI S PRAVIM CRTEŽOM.

RA MA BA BU

LE PI



MA ŠU

PŽU



BA BA SI VI

GA DU



TA PA LO



CA NI SA PI




CE VI KA RU




ŠA KI



ČKE TA



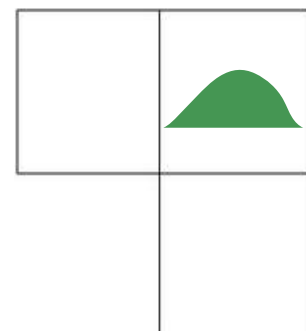
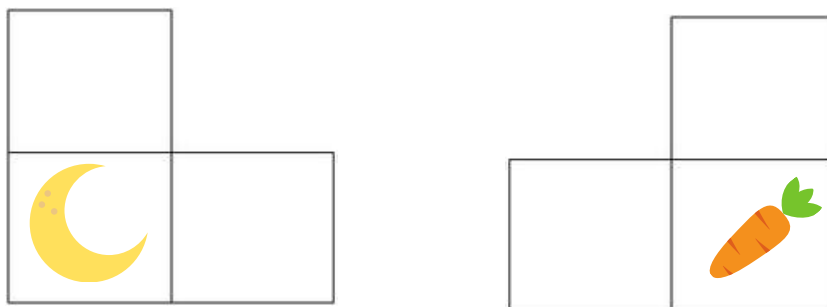

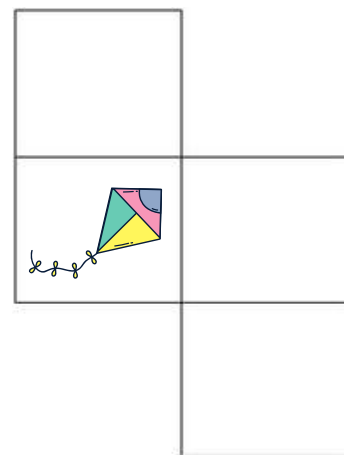


ZAOKRUŽI ZEČEVE KOJI IMAJU PISANICU.



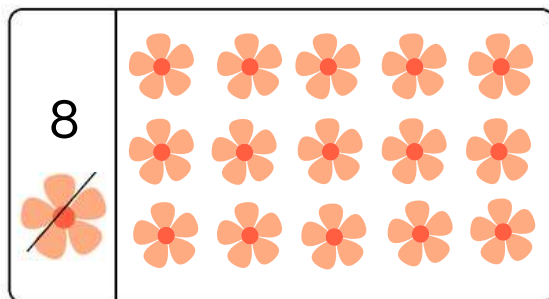







DOBRO POGLEDAJ CRTEŽE U OKVIRU.
PRONAĐI IH U VELIKOM CRTEŽU I OBOJI.



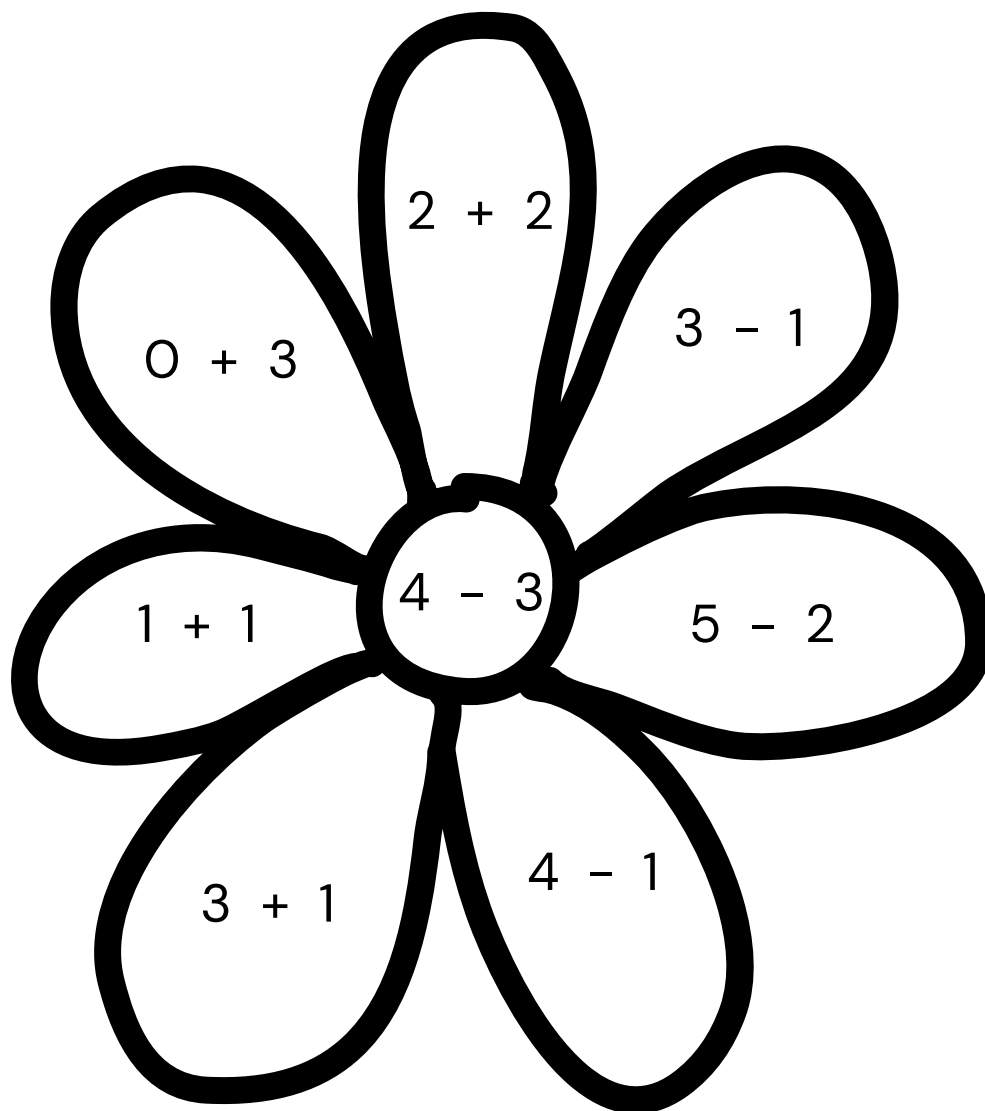
NACRTAJ ŠTO SE NALAZI U PRAZNYM POLJIMA.



PRECRTAJ ZADANO.



IZRAČUNAJ. SVAKO RJEŠENJE IMA SVOJU BOJU.
OBOJI PREMA BROJEVIMA.



1



2



3



4



5

IZREŽI SLIČICE I ZAIGRAJ
PROLJETNI MEMORI.

